

# HX Series.

Exceptional performance powered  
by Ecopower Air Technology.



Combining the latest Ecopower controls with industry-leading air separation technology, HX commercial air curtains are one of the most advanced solutions available in the UK. Very powerful and highly efficient, HX units deliver exceptional performance and outstanding energy savings.

#### Sizes (Width)

1m, 1.5m and 2m

#### Mounting Height

Up to 3.5m

#### Colour

Standard RAL 9010 (White)  
RAL colour matching available

#### Warranty

2 years

## Key features.



Water



Electric



Ambient



ErP compliant



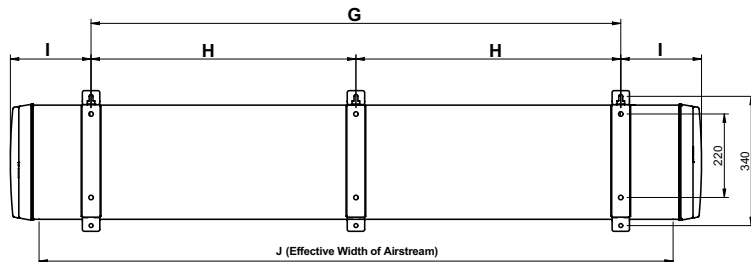
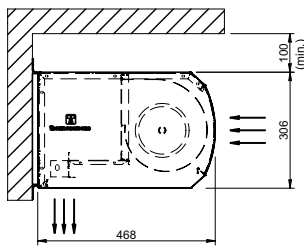
Custom Paint

- Industry-leading Ecopower Air Technology
- Ambient, water heated or electric heated
- Surface or recessed mounting
- Ecopower energy saving controls
- Weather compensation with optional outdoor air sensor
- IP21 rated, ErP compliant and BMS ready
- Air Plenum - delivers even air flow from the discharge nozzle
- Converging Nozzles - creates a Venturi effect, fortifying the air barrier
- Active Cellular Grille - shapes air as it passes through the grille
- Water heated units fitted with a motorised three-port valve
- 2 or 4 row coil options - water temperatures 45 - 90°C
- Vertical variant available for water temperatures 80 - 90°C
- One control unit operates up to eight HX units
- Filters supplied as standard (ambient and water heated units)
- Optional outdoor weather compensation air sensor
- Vertical recessed variant for water temperatures 80 - 90°C
- Instant heat - rapid cooldown, high efficiency heating element (electric)



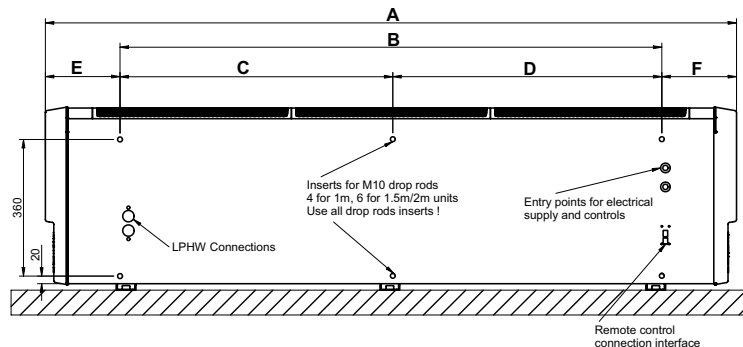
## HX Series | Surface Mounted

Model	Dimensions (L x W x D) (mm)	Supply (50Hz)	Loading (A) per phase	Heat output (kW)	Max velocity (m/s)	Max air volume (m <sup>3</sup> /h)	Weight (kg)	Noise output dB(A) @3m		
								H	M	L
<b>Electric</b>										
HX1000E	1300x468x306	400V~3P&N	18.2	6/12	9.0	1370	46	58	55	48
HX1500E	1825x468x306	400V~3P&N	27.3	12/18	9.0	2000	67	58	54	45
HX2000E	2350x468x306	400V~3P&N	36.2	12/24	9.0	2640	84	58	55	48
<b>Water 2 row 82/71</b>										
HX1000W	1300x468x306	230V~1P&N	0.8	6/12	9.0	1370	52	58	55	48
HX1500W	1825x468x306	230V~1P&N	1.2	9/18	9.0	2000	75	58	54	45
HX2000W	2350x468x306	230V~1P&N	1.4	12/24	9.0	2640	93	58	55	48
<b>Water 4 row 60/40</b>										
HX1000W	1300x468x306	230V~1P&N	0.8	6/12	9.0	1370	54	58	55	48
HX1500W	1825x468x306	230V~1P&N	1.2	9/18	9.0	2000	78	58	54	45
HX2000W	2350x468x306	230V~1P&N	1.4	12/24	9.0	2640	97	58	55	48
<b>Ambient</b>										
HX1000A	1300x468x306	230V~1P&N	0.8		9.0	1370	45	58	55	48
HX1500A	1825x468x306	230V~1P&N	1.2		9.0	2000	66	58	54	45
HX2000A	2350x468x306	230V~1P&N	1.4		9.0	2640	80	58	55	48



	C1000	C1500	C2000
--	-------	-------	-------


A (mm)	1300	1825	2350
B (mm)	895	1430	2005
C (mm)	-	720	1032
D (mm)	-	710	973
E (mm)	202	197	143
F (mm)	202	197	202
G (mm)	898	1398	1904
H (mm)	-	699	952
I (mm)	201	213	223
J (mm)	1100	1630	2150





### HX Series | Recessed

Model	Dimensions (L x W x D) (mm)	Supply (50Hz)	Loading (A) per phase	Heat output (kW)	Max velocity (m/s)	Max air volume (m³/h)	Weight (kg)	Noise output dB(A) @3m		
								H	M	L
<b>Electric</b>										
HX1000ER	1185x485x348	400V~3P&N	18.2	6/12	9.0	1370	46	58	55	48
HX1500ER	1710x485x348	400V~3P&N	27.3	12/18	9.0	2000	67	58	54	45
HX2000ER	2235x485x348	400V~3P&N	36.2	12/24	9.0	2640	84	58	55	48
<b>Water 2 row 82/71</b>										
HX1000WR	1185x485x348	230V~1P&N	0.8	6/12	9.0	1370	52	58	55	48
HX1500WR	1710x485x348	230V~1P&N	1.2	9/18	9.0	2000	75	58	54	45
HX2000WR	2235x485x348	230V~1P&N	1.4	12/24	9.0	2640	93	58	55	48
<b>Water 4 row 60/40</b>										
HX1000WR	1185x485x348	230V~1P&N	0.8	6/12	9.0	1370	54	58	55	48
HX1500WR	1710x485x348	230V~1P&N	1.2	9/18	9.0	2000	78	58	54	45
HX2000WR	2235x485x348	230V~1P&N	1.4	12/24	9.0	2640	97	58	55	48
<b>Ambient</b>										
HX1000AR	1185x485x348	230V~1P&N	0.8	-	9.0	1370	45	58	55	48
HX1500AR	1710x485x348	230V~1P&N	1.2	-	9.0	2000	66	58	54	45
HX2000AR	2235x485x348	230V~1P&N	1.4	-	9.0	2640	80	58	55	48

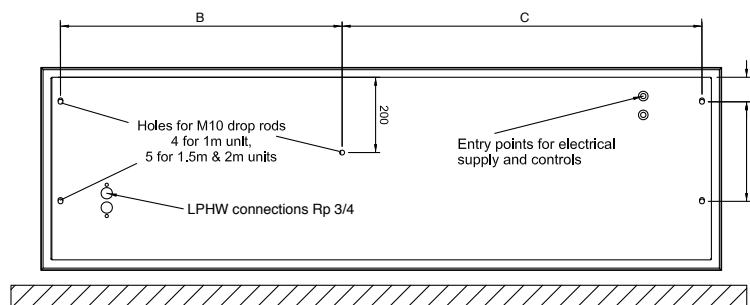


	HX1000R	HX1500R	HX2000R
--	---------	---------	---------

A (mm)	1185	1710	2235
B (mm)	-	726	1077
C (mm)	-	933	1109
D (mm)	1238	1763	2290
E (mm)	1100	1630	2150

### Aperture

Length (mm)	1185	1710	2235
Width (mm)	485	485	485





## Water flow rate and pressure drop calculations for different water temperatures.

To calculate water flow rate and coil pressure drop, use our coil calculation programme. Then calculate the new water drop (valve) using the following formula:

$$\text{New Water Pressure Drop (valve)} = \text{82/71 Water Pressure Drop (valve)} \times \left( \frac{\text{New Water Flow Rate}}{\text{82/71 Water Flow Rate}} \right)^2$$

### Example:

HX1000WR at 85/65°C, EAT = 20°C  
82/71 Water flow rate = 15.6 l/min  
(from water flow rate and pressure drop table below)

**New water flow rate = 9.0 l/min**  
(from Thermoscreens coil calculation programme)

**New water pressure drop (coil) = 3.4 kPa**  
(from Thermoscreens coil calculation programme)

### Therefore:

**New water pressure drop (valve) =**

$$5.5 \times \left( \frac{9.0}{15.6} \right)^2 = 1.8 \text{ kPa}$$

### Conversion factors:

1 kPa = 0.102m Water column  
10 l per minute = 0.6 m³/h

## Water flow rate and pressure drop.

PHV Series	2 row coil (based on 82/71°C)			3 row coil (based on 60/40°C)		
	Water flow rate (l/min)	Water pressure drop (coil) ΔP (kPa)	Water pressure drop (valve) ΔP (kPa)	Water flow rate (l/min)	Water pressure drop (coil) ΔP (kPa)	Water pressure drop (valve) ΔP (kPa)
HX1000W / HX1000WR	15.6	1.3	5.5	8.6	7.1	2.5
HX1500W / HX1500WR	23.4	6.4	7.0	12.9	6.8	3.5
HX2000W / HX2000WR	31.2	12.6	10.0	17.1	6.0	4.5

Water heated HX air curtains have a 3 part motorised valve fitted inside the unit.

## Accessories.

Description	Part number
Door Limit Switch	T7260200
3 Way mid position valve	T7260111
End Caps	LH T7661204 RH T7661205
Eco power extension leads: 6m	T5951001
Eco power extension lead: 10m	T5951050
Eco power extension lead: 15m	T5951060
Eco power extension lead: 30m	T5951020
Extension lead coupler	T5951030
Joining kit	T7308230

# Thermoscreens



## Your environment is our expertise.

Thermoscreens were one of the pioneers of modern air curtain technology, and we remain at the forefront of its evolution today. Our sales team work hand-in-hand with an international network of distributors, providing solutions to customers of all types and sizes, in more than 50 countries. Across the globe, our name is synonymous with the highest quality standards; our products renowned for their energy efficiency, reliability and ease of use.

### Advanced Energy Solutions Inc.

Bay 1H 1916 30 Ave. NE  
Calgary, AB T2E 7B2  
(866) 284-9726 [www.aircurtain.ca](http://www.aircurtain.ca)



**Thermoscreens Limited** St Mary's Road, Nuneaton, Warwickshire CV11 5AU  
T +44 (0) 24 7638 4646 F +44 (0) 24 7638 8578 E [sales@thermoscreens.com](mailto:sales@thermoscreens.com) [www.thermoscreens.com](http://www.thermoscreens.com)